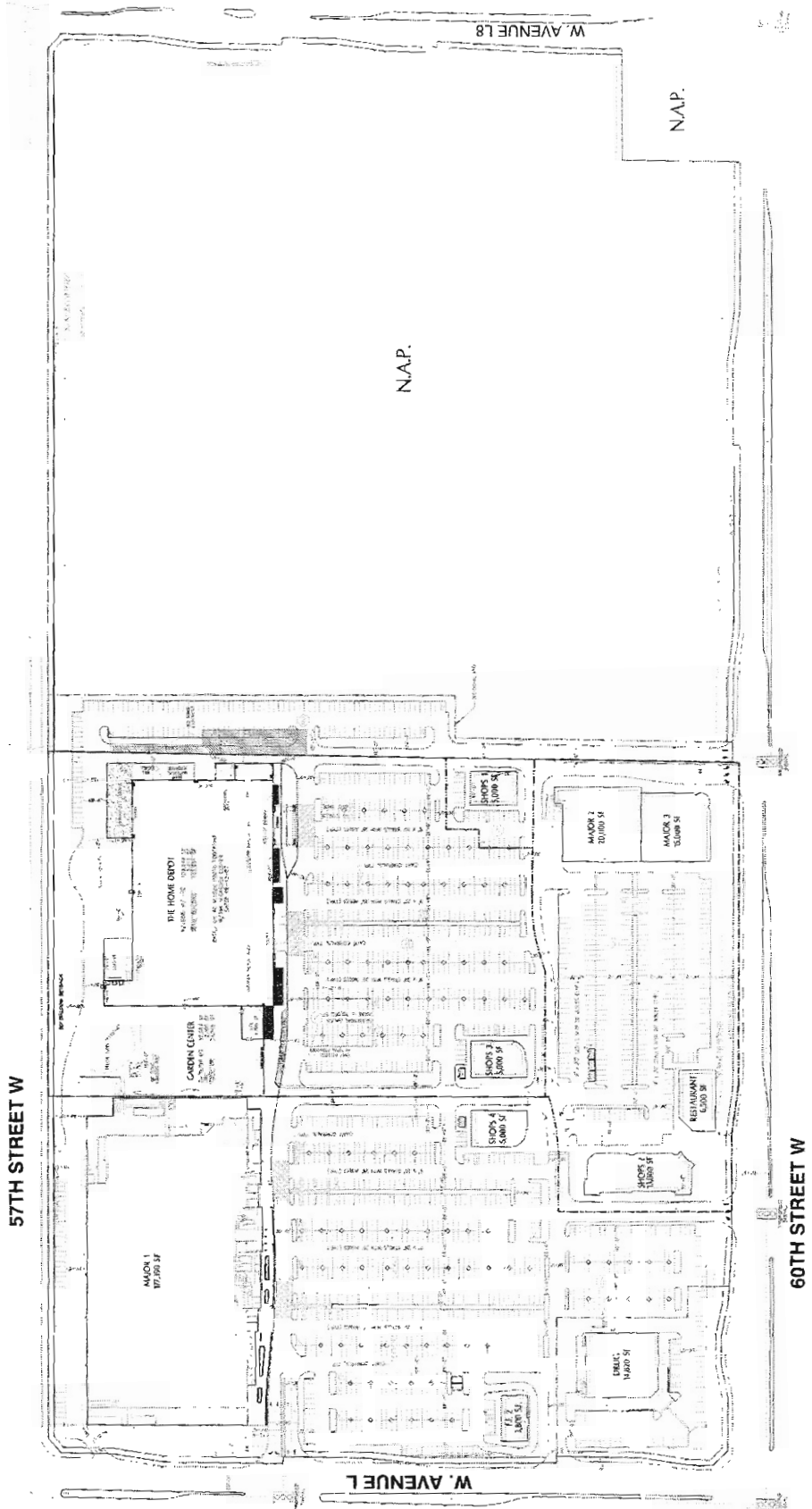


DEVELOPER:
LANE RANCH LLC.
MANAGING PARTNERS:
515 E. POND STREET
SUITE 908
LONG BEACH, CA 90803
TEL: 562-487-1100

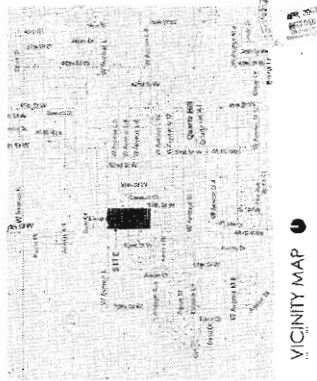

WOOD INVESTMENTS
1580 BROADWAY
LAGUNA BEACH, CA 92653



PROJECT SUMMARY

NET PARCEL AREA	±35.5 AC	±1,548,254 SF
ADDITIONAL PARCEL AREA	±2.2 AC	±95,231 SF
TOTAL NET AREA	±37.7 AC	±1,643,482 SF
ANCHORS		±294,341 SF
GARDEN CENTER		±34,968 SF
DRUG		±14,820 SF
SUB-MAJORS		±35,000 SF
SHOPS		±28,000 SF
RESTAURANTS		±10,300 SF
TOTAL		±407,429 SF

PERCENT COVERAGE	24.7%
RESTAURANT COVERAGE (v. GLA)	2.5%
PARKING REQUIRED	1,862 STALLS
GC PARKING REQUIRED	7 STALLS
TOTAL PARKING REQUIRED	1,869 STALLS
PARKING PROVIDED	1,960 STALLS
GC PARKING PROVIDED	7 STALLS
TOTAL PARKING PROVIDED	1,967 STALLS
OVERALL PARKING RATIO	5.2 / 1000
TYP. STALL SIZE	9' x 20'



Greenbergfarrow

KKE architects



THIS DEVELOPMENT IS SUBJECT TO THE CITY OF PASADENA'S SUBDIVISION MAP ACT AND THE CALIFORNIA SUBDIVISION MAP ACT. THIS PLAN IS PREPARED BY THE ARCHITECT.