

**ATTACHMENT A
CITY OF LANCASTER
MONTHLY REPORT OF INVESTMENTS
October 31, 2016**

	Interest Rate	Amount	Total
<u>City of Lancaster</u>			
Wells Fargo Bank			\$3,885,487
City of Lancaster Account (note 1)	0.00%	\$3,785,487	
Certificate of Deposit	0.10%	\$100,000	
Bank of America			\$100,000
Certificate of Deposit	0.05%	\$100,000	
U S Bank - Safekeeping (note 2)			\$31,984,852
Commercial Paper	0.00%	\$0	
US Treasury Notes	1.02%	\$5,545,227	
Federal Government Agencies	1.09%	\$18,822,239	
Corporate Securities	0.78%	\$6,252,309	
Cash & Equivalents	0.00%	\$1,365,078	
California Bank & Trust			\$100,000
Certificate of Deposit	0.01%	\$100,000	
Chase Bank			\$150,889
Certificate of Deposit	0.01%	\$150,889	
Mission Bank			\$200,674
Certificate of Deposit	0.20%	\$200,674	
Local Agency Investment Fund (L.A.I.F.)	0.63%	\$24,214,664	\$24,214,664
Total City of Lancaster			\$60,636,566
<u>Successor Agency for the Lancaster Redevelopment Agency</u>			
Local Agency Investment Fund (L.A.I.F.)	0.63%	\$2,862,953	\$2,862,953
Total Lancaster Successor Agency			\$2,862,953
<u>Lancaster Financing Authority</u>			
Local Agency Investment Fund (L.A.I.F.)	0.63%	\$18	\$18
Total Lancaster Financing Authority			\$18
<u>Lancaster Housing Authority</u>			
Local Agency Investment Fund (L.A.I.F.)	0.00%	\$2	\$2
Total Lancaster Housing Authority			\$2
Total Pooled Portfolio (note 3)			\$63,499,539
Weighted Average	0.76%		

**ATTACHMENT A
CITY OF LANCASTER
MONTHLY REPORT OF INVESTMENTS
October 31, 2016**

	Interest Rate	Amount	Total
Wilmington Trust			\$4,242,087
Lancaster Choice Energy LockBox Account	0.00%	\$4,242,087	
The Bank of New York Mellon Trust Company, N.A.			\$1,483,822
LRA & LA County Escrow Account - Government Bonds	0.00%	\$1,483,822	
US Bank			\$14,960,612
CFD 89-1 1990 Special Bonds	0.24%	\$130	
LFA CFD 89-1 1997 Special Bonds	0.25%	\$1,685	
LFA L O BONDS 1997 SERIES A & B	0.15%	\$585,071	
CFD 91-2 1999 Special Bonds	1.07%	\$22,894	
AD 93-3 1994 Limited Improvement Bonds	0.25%	\$453,824	
LRA Combined Project Areas 2003 Housing Refunding Bonds	4.12%	\$5,003,842	
LRA Combined 2004 Fire Protection Facilities Project Bonds	0.25%	\$829,498	
LRA Combined 2004 Library Project Refunding Bonds	0.00%	\$34	
LRA Combined 2004 Sheriff Facilities Prjct Refunding Bonds	0.25%	\$1,770,320	
LRA Combined Housing Tax Allocation Bonds 2009	0.25%	\$2,022,107	
LRA Public Capital Facilities 2010 Project Lease Revenue Bonds	0.25%	\$414,414	
LPA Solar Renewable Energy Issue of 2012A	0.25%	\$3,830,615	
SA Combined Project Areas Refunding Bonds 2015 A & B	0.25%	\$12,507	
SA Combined Project Areas Refunding Bonds 2016 A-1 & A-2	0.24%	\$8,396	
SA Combined Project Areas Refunding Bonds 2016 B-1 & B-2	0.32%	\$5,275	
Total Restricted Cash/Investments Held in Trust		\$14,960,612	
			\$20,686,520

All investments are authorized pursuant to and consistent with the investment policy of the City of Lancaster. Policy adopted 01/13/2015 under resolution number 15-02.


Pamela Statsmann
Acting Finance Director

**City of Lancaster
Recap of Securities Held
October 31, 2016**

	Historical Cost	Amortized Cost	Fair Value	Unrealized Gain (Loss)	Average Effective Maturity (Days)	Weighted % Portfolio/Segment	Average Market Duration (Years)
Cash and Equivalents	\$32,879,766	\$32,879,766	\$32,879,766	\$0	1	51.78%	0.00
Corporate Bonds	\$6,252,309	\$6,209,085	\$6,192,872	(\$16,213)	649	9.85%	1.81
Government Agencies	\$18,822,239	\$18,821,544	\$18,817,603	(\$3,941)	753	29.64%	1.54
Government Bonds	\$5,545,227	\$5,515,227	\$5,530,751	\$15,524	408	8.73%	0.99
TOTAL	\$63,499,539	\$63,425,621	\$63,420,991	(\$4,630)	641	100.00%	1.47

Portfolio Diversification

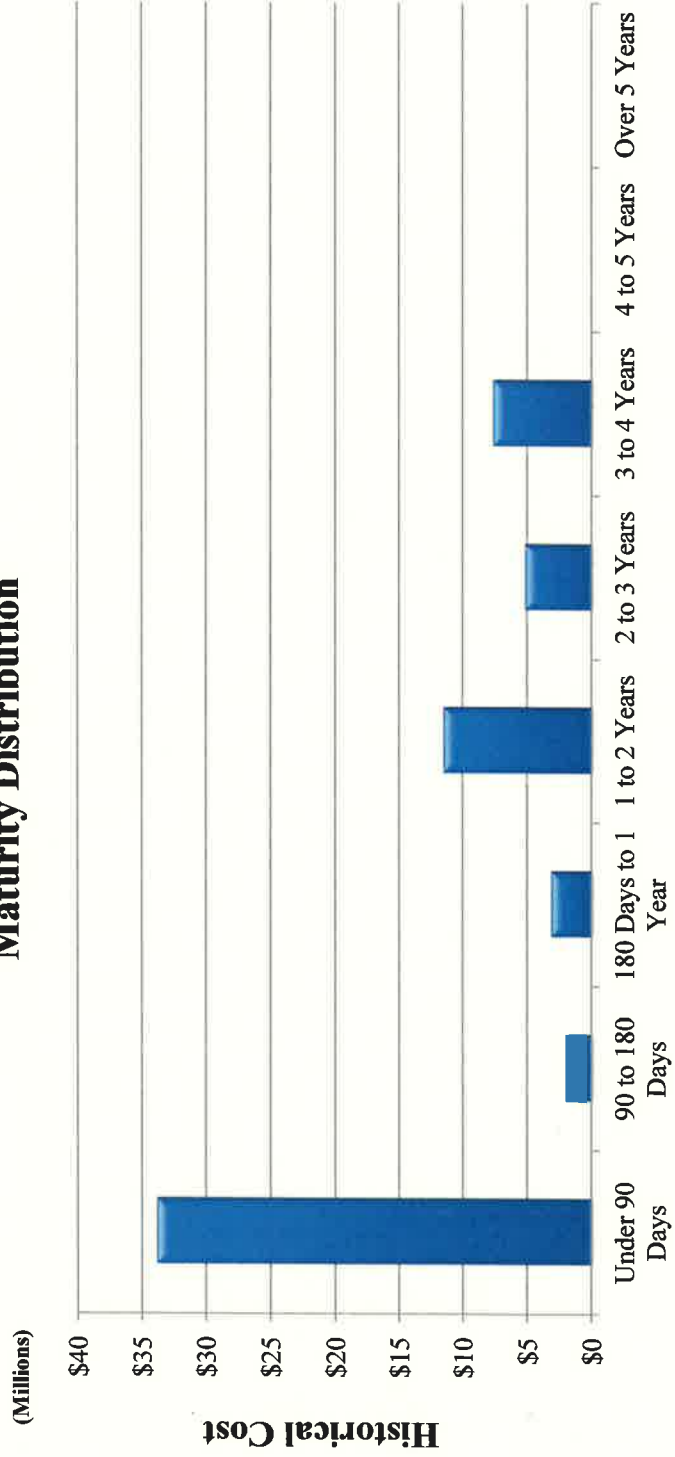
- Cash and Equivalents
- Corporate Bonds
- Government Agencies
- Government Bonds



City of Lancaster
Maturity Distribution
October 31, 2016

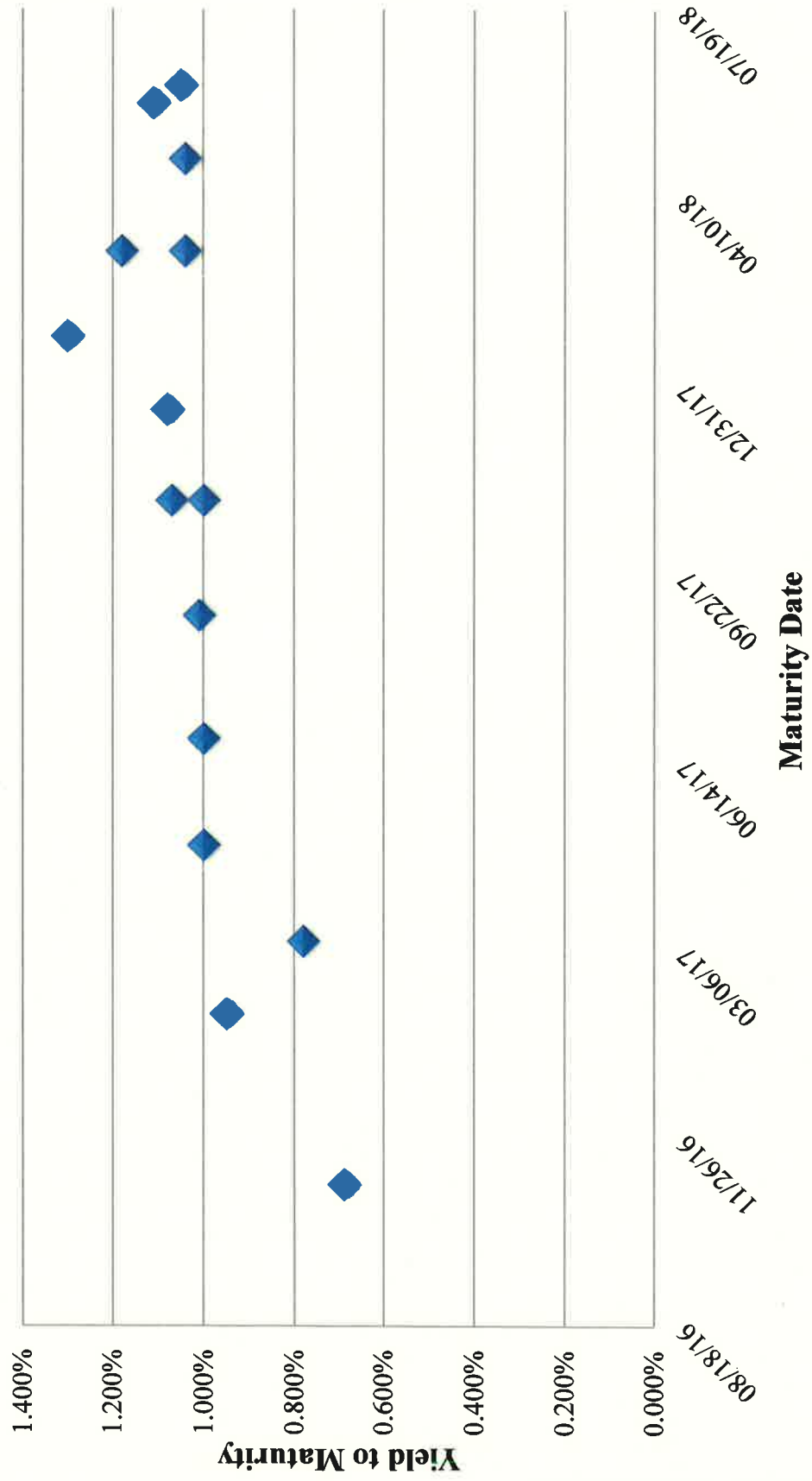
Maturity	Historical Cost	Percent
Under 90 Days	\$33,877,206	53.35%
90 to 180 Days	\$2,041,200	3.21%
180 Days to 1 Year	\$3,172,897	5.00%
1 to 2 Years	\$11,557,446	18.20%
2 to 3 Years	\$5,193,666	8.18%
3 to 4 Years	\$7,657,125	12.06%
4 to 5 Years	\$0	0.00%
Over 5 Years	\$0	0.00%
	\$63,499,539	100.00%

Maturity Distribution



City of Lancaster
Securities Held
October 31, 2016

Securities Held



Fund No.	Fund Name	Ending Balance	Fund No.	Fund Name	Ending Balance
101	GENERAL FUND	\$ 8,977,276	330	STATE GRANT RECYCLING	\$ (118,071)
104	CAPITAL REPLACEMENT FUND	\$ 2,457,693	331	STATE GRANT - OIL RECYCLING	\$ (23,467)
106	COMMUNITY SERVICES FOUNDATION	\$ 121,132	349	MISC STATE GRANTS	\$ (337,476)
109	CITY SPECIAL RESERVES FUND	\$ (333,542)	361	CDBG	\$ (773,259)
150	CAPITAL PROJECTS FUND - CITY	\$ 229,904	363	NBRHD STABILIZATION PRGM	\$ 666,580
203	GAS TAX	\$ 2,753,242	364	HPRP-HOMELESS PREV & RAPID REH	\$ (2,522)
204	AQMD	\$ 210,416	371	FEDERAL TEA	\$ 29,263
205	PROP 1B	\$ 267,437	381	EDA	\$ 19,494
206	TDA ARTICLE 8 FUND	\$ 99,505	382	EDI	\$ 139,653
207	PROP "A" TRANSIT FUND	\$ 2,171,040	390	OES / FEMA	\$ 276,825
208	TDA ARTICLE 3 BIKEWAY FUND	\$ (938)	391	LANCASTER HOME PROGRAM	\$ 648,598
209	PROPOSITION "C" FUND	\$ 7,076,951	399	FEDERAL MISCELLANEOUS GRANTS	\$ (1,110,362)
210	MEASURE R FUND	\$ 4,445,709	401	AGENCY FUND	\$ 763,746
213	PARKS DEVELOPMENT FUND	\$ 794,886	402	PERFORMING ARTS CENTER	\$ (928,788)
217	SIGNALS - DEVELOPER FEES FUND	\$ 3,662,186	404	GRANTS FUND	\$ (291,754)
220	DRAINAGE - DEVELOPER FEES FUND	\$ 3,620,476	408	X-AEROSPACE GRANTS FUND	\$ (86,205)
224	BIOLOGICAL IMPACT FEE FUND	\$ 1,257,361	409	X-REIMBURSABLE GRANTS FUND	\$ 25,506
226	USP - OPERATION	\$ 2,569	456	STILL MEADOW LN SWR ASSMNT DST	\$ 3
227	USP - PARKS	\$ 1,198,571	480	SEWER MAINT FUND	\$ 4,499,051
228	USP - ADMIN	\$ 51,406	481	FOX FIELD LANDSCAPE MAINT DIST	\$ 435
229	USP - CORP YARD	\$ 118,502	482	LANDSCAPE MAINTENANCE DISTRICT	\$ 2,093,116
230	MARIPOSA LILY FUND	\$ 62,733	483	LIGHTING MAINTENANCE DISTRICT	\$ (1,447,276)
232	TRAFFIC IMPACT FEES FUND	\$ 2,436,498	484	DRAINAGE MAINTENANCE DISTRICT	\$ 722,759
248	TRAFFIC SAFETY FUND	\$ 33,491	485	RECYCLED WATER FUND	\$ (221,137)
251	ENGINEERING FEES	\$ (462,322)	486	LANCASTER POWER AUTHORITY	\$ 1,140,960
252	PROP 42 CONGESTION MANAGEMENT	\$ 655,449	490	LANCASTER CHOICE ENERGY	\$ (2,987,108)
261	LOS ANGELES COUNTY REIMB	\$ (172,795)	701	LANCASTER FINANCING AUTHORITY	\$ 5,083
299	PRIVATE DEVELOPER REIMBURSEMEN	\$ (35,915)	810	ASSESSMENT DISTRICT FUND	\$ 154,596
301	LANCASTER HOUSING AUTH. OPS.	\$ 4,116,404	811	AD 93-3	\$ 144,639
306	LOW & MOD INCOME HOUSING	\$ 5,078,211	812	AD 92-101	\$ 87,646
315	LOCAL PRIVATE GRANTS	\$ 6,206	820	CFD 89-1 EASTSIDE WATER FUND	\$ 474,062
320	STATE GRANTS - PARKS	\$ (6,389)	830	CFD 90-1 (BELLE TIERRA)	\$ 445,133
321	MTA GRANT - LOCAL	\$ 128,074	831	CFD 91-1 (QUARTZ HILL)	\$ 770,534
323	STATE GRANT - STPL	\$ (554,266)	832	CFD 91-2 (LANC BUSINESS PARK)	\$ 411,486
324	STATE GRANT - OTS	\$ 1,885	833	REDEV OBLIGATION RETIREMENT FD	\$ 3,140,504
327	MTA GRANT - MEASURE R	\$ (0)	991	Report Final Totals	\$ 58,801,295

* Variance from portfolio balance due to deposits in transit and outstanding checks at month end