

COVID-19 Weekly Numbers

Jun 26, 2021 - Jul 2, 2021

LA COUNTY DEPT OF PUBLIC HEALTH REPORTED NUMBERS
(excludes Long Beach & Pasadena)

LANCASTER

Persons Tested	Persons Positive	% Positive	Avg. Positives/Day Per 100K	Total Deaths Per 100K
3,139	100	3.2%	8.8	0.0
<i>Prior Week: 3,120</i>	<i>Prior Week: 75</i>	<i>Prior Week: 2.4%</i>	<i>Prior Week: 6.6</i>	<i>Prior Week: 0</i>

LA COUNTY

Persons Tested	Persons Positive	% Positive	Avg. Positives/Day Per 100K	Total Deaths Per 100K
231,757	3,573	1.5%	5.0	0.13
<i>Prior Week: 237,839</i>	<i>Prior Week: 2,137</i>	<i>Prior Week: 0.9%</i>	<i>Prior Week: 3</i>	<i>Prior Week: 0.0</i>

AV HOSPITAL STATUS AS OF JUL 2

Current Patients	Current Vented	% of COVID-19 Beds Occupied
3	0	3%
<i>Prior Week: 15</i>	<i>Prior Week: 3</i>	0% - 100%

COUNTY UPDATES

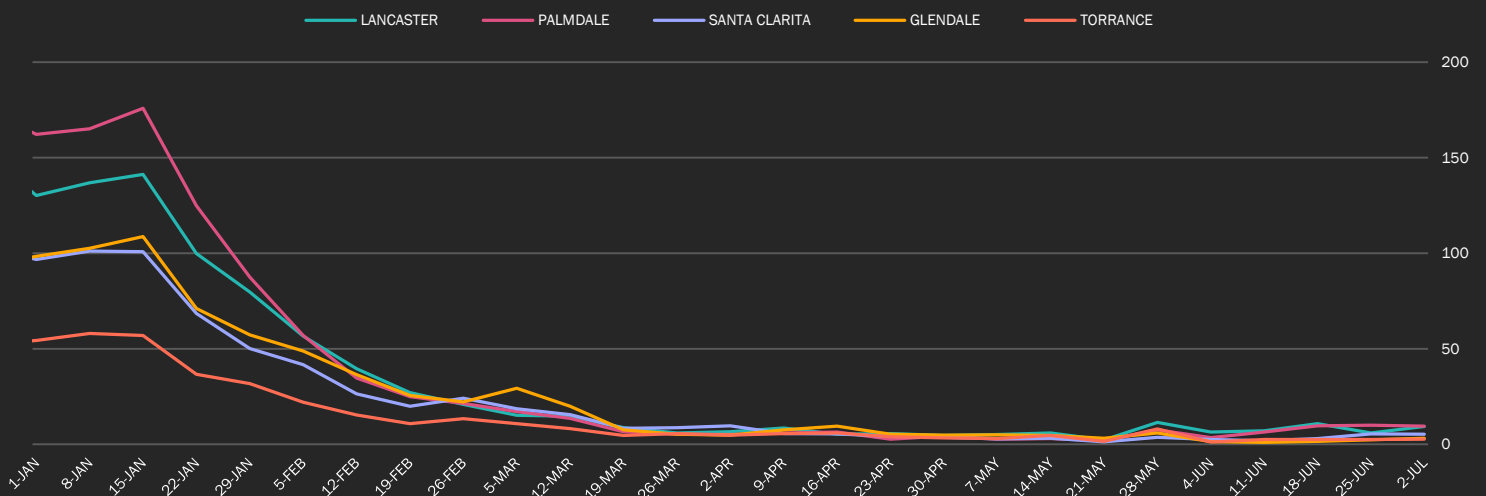
While vaccination rates continue to increase throughout L.A. County, COVID-19 and variants of concern like the Delta variant remain a threat to everyone unvaccinated. The Delta variant is especially concerning because it appears to be more contagious and may cause more severe infections than other COVID variants.

L.A. County has recently seen increases in cases, hospitalizations, and daily test positivity and the people that are overwhelming suffering from COVID-19, are the people who are not vaccinated. The best way to protect those not able to get vaccinated, including the 1.3 million children under 12 years of age, is to surround them with vaccinated people.

CITY COMPARISON

Note: cases/day may be higher than persons positive/day due to how laboratory results are reported.

Average COVID-19 Cases/Day Per 100K People



COVID-19 Vaccination Distribution Data

LANCASTER

Residents (16+) Vaccinated **62,542 (50%)** Seniors (65+) Vaccinated **13,452 (80%)**

As of 6/27: 49.4%

As of 6/27: 79.7%

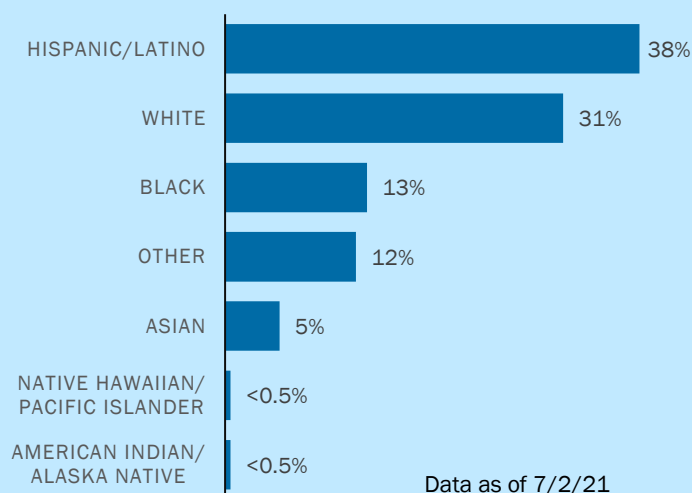
(People who have received at least 1 dose of vaccine)

Data as of 7/2/21

KAISER VACCINATION SITE

Total Vaccinated

68,063



LA COUNTY

Residents (16+) Vaccinated **5,717,216 (68.7%)** Seniors (65+) Vaccinated **1,201,517 (87.5%)**

As of 6/27: 68.1%

As of 6/27: 87.2%

Total Doses Administered

10,560,284

Second Doses

4,681,076

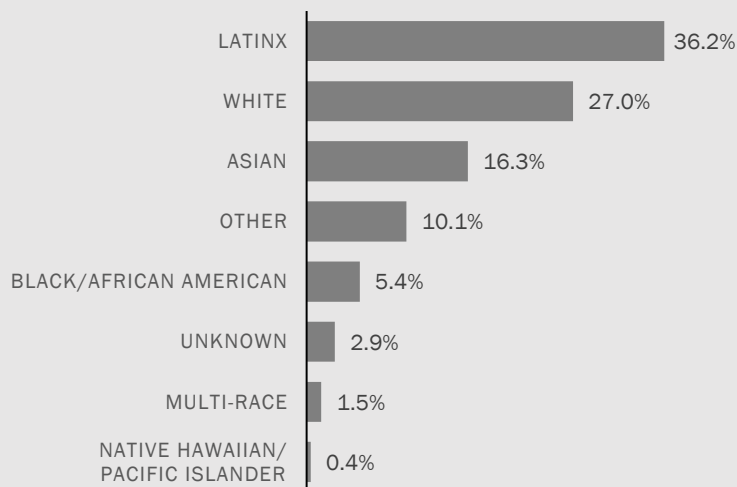
(Excludes Long Beach & Pasadena)

Data as of 7/2/21

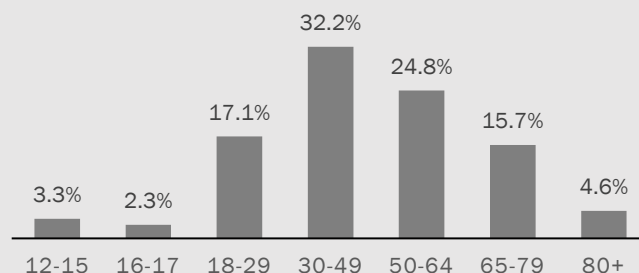
DEMOGRAPHICS FOR COUNTY RESIDENTS 16+ WHO HAVE RECEIVED AT LEAST 1 DOSE

Data as of 7/2/21

DISTRIBUTION BY RACE/ETHNICITY



DISTRIBUTION BY AGE GROUP



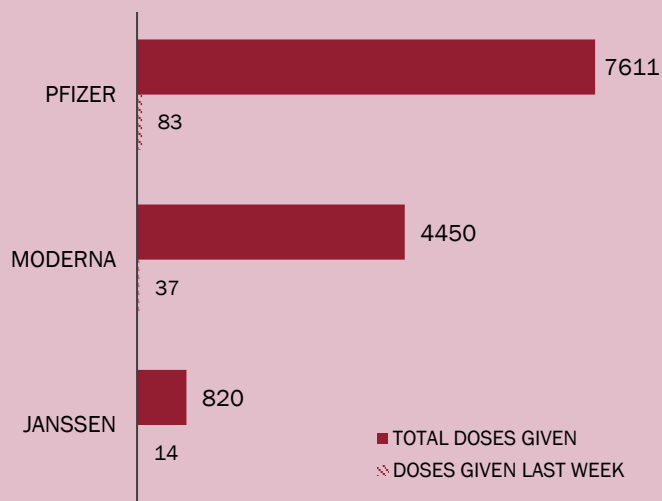
DISTRIBUTION BY GENDER



HDMG VACCINATION SITE

Total Vaccinated

12,881



Data as of 7/2/21